

RECEIVED

Date: February 28, 2023

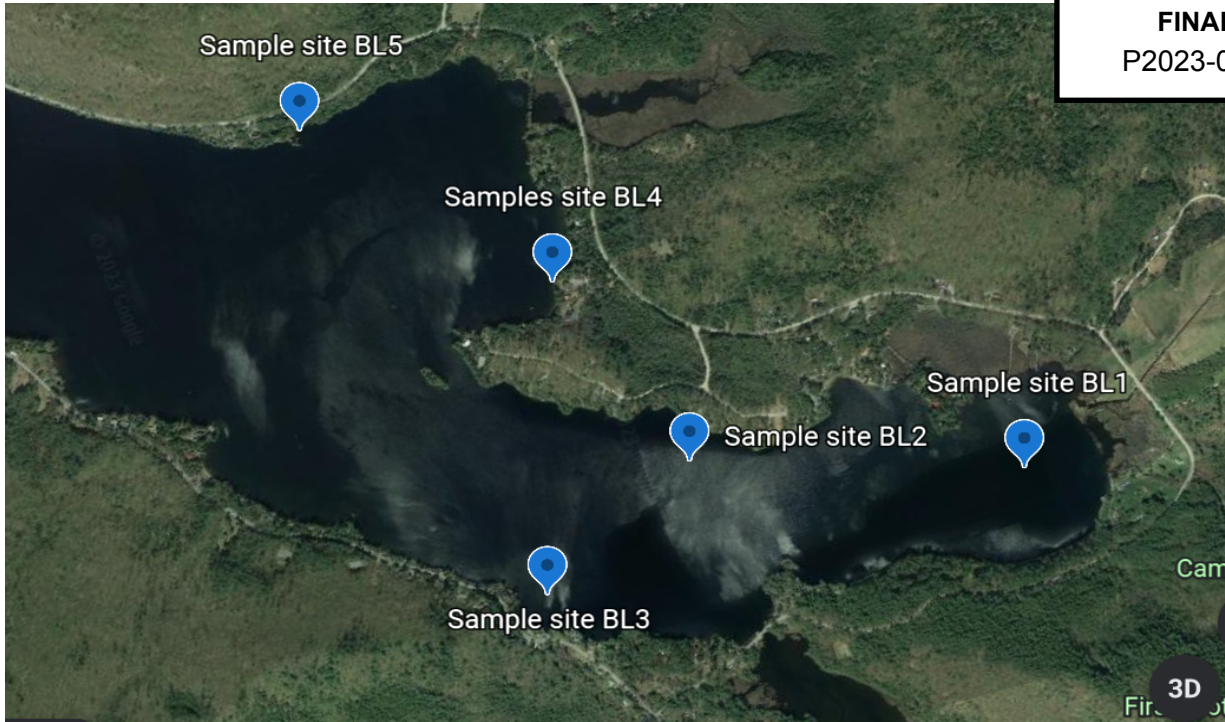
Brant Lake 2023 ProcellaCOR EC Sampling Plan

Sample sites

The location of the sample sites are shown on the maps below.

FINAL

P2023-0037





Sample Site coordinates

Site BL1 - 43°44'33"N, 73°40'33"W

Site BL2 - 43°44'04"N, 73°40'32"W

Site BL3 - 43°43'48"N, 73°40'38"W

Site BL4 - 43°43'59"N, 73°41'17"W

Site BL5 - 43°43'42"N, 73°41'47"W

Site BL6 - 43°42'32"N, 73°42'23"W

Site BL7 - 43°41'09"N, 73°44'19"W

Site BL8 - 43°42'03"N, 73°42'52"W

Site BL9 - 43°41'42"N, 73°43'12"W

Site BL10 - 43°40'40"N, 73°44'55"W

Site BL11 - 43°39'46"N, 73°45'22"W

Collection schedule

After application, samples will be collected at each site on the following schedule:

1-3 hours, 10-12 hours, ~24 hours, 3 days and 7 days

Samples at each site will continue to be collected every 7-14 days until lab analysis confirms that the ProcellaCOR EC concentration is below 1 ppb in all of the samples collected during a single sampling event. If results from all samples collected 3 days after application are below 1ppb, sampling will not be conducted 7 days after application. Should sample site 11 return results >1ppb, additional sample sites will be added further downstream at the next sampling event.

Sampling protocol

The following manufacturer sampling protocol will be followed: For ProcellaCOR FasTEST use the clear glass vial to collect the sample. Submerge the bottle upside down until elbow deep. Cap the clear glass vial underwater. The contents of the clear vial should be transferred to the amber glass vial until completely filled to preserve the sample. Place the amber vial in bubble wrap sleeve to protect the glass vial during shipping, and overnight all samples to SePRO's SRTC lab in Whitakers, NC. If samples are collected on a Friday, store samples in a refrigerated area, and ship samples on Monday.

Cross-contamination prevention

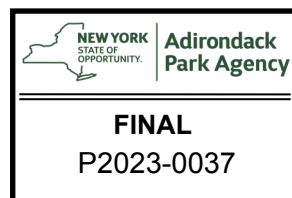
Each sample collected contains two bottles - one unpreserved bottle for collection and one preserved bottle for transfer and shipping. Once used, collection bottles are moved to a "spent bottle" container and not reused for other sample sites.

There is no method to prevent contamination of the boat hull when moving from site to site, and given the low herbicide concentration range, the possibility of boat contamination leading to a sample result of >1ppb can't be dismissed.



READY SCOUT, LLC

LAKE CONSULTING & SERVICES



January 16, 2024

Aaron Ziemann, Project Analyst

NYS Adirondack Park Agency

Ray Brook, NY

Aaron.ziemann@apa.ny.gov

Re: APA Project No. 2023-0037

Brant Lake Foundation

Dear Aaron,

In response to the December 29, 2023 Notice of Incomplete Permit Application, please accept the information below as an addendum to, and in support of the Brant Lake ProcellaCOR EC herbicide application.


1. Application date - Our initial permit application proposed use of ProcellaCOR EC in Brant Lake to occur between May 15 and June 30, 2023. A NYSDEC Article 15 permit application was submitted for this treatment timing, but later withdrawn. As a result, our new treatment timeframe is pushed to May 15- June 30, 2024, and a new NYSDEC Article 15 permit application has been submitted and will be secured prior to the new proposed treatment dates.
2. Water Quality Conditions - In order to provide a more thorough assessment of existing water quality conditions at the time of treatment, the applicator will conduct a secchi reading, as well as a temperature/dissolved oxygen profile in each treatment area on the day of treatment but prior to application. It should be noted that with the average depth of each treatment area measuring 8.3' or less, no definable thermocline is expected to be found.
3. Post-treatment ProcellaCOR residue sampling - As requested, the submitted sampling plan is hereby amended to add collection of water samples for ProcellaCOR EC testing from near-bottom, as well as ~1.5' (elbow deep) below surface. The near-bottom samples will be collected using a Kemerer bottle or similar instrument and



908-310-8775



GPS@READY-SCOUT.COM



transferred to the collection vial in the boat. Near-surface and Near-bottom samples will be collected from sites 1-11 at 6-8 hours, 1 day, 3 days and 7 days. If results from all samples collected 3 days after application are below 1ppb, sampling will not be conducted 7 days after application.

4. Application procedures - ProcellaCOR EC is applied by boat. The application boat contains two 25 gallon tanks, and a pump system designed to draw water from the lake to the tanks, and send water from the tanks to rear-mounted drop hoses located at the stern. ProcellaCOR is applied through the drop hoses, which are typically 3' long. The process begins by drawing water into the tank, adding the required ProcellaCOR for a particular treatment area, and then further filling the tank to the desired level. Once ready to apply, the mixed water and herbicide from the tank are further mixed with lake water in the system and the solution is pumped out through the drop hoses in the rear. The boat travels back and forth across the treatment zone, usually in parallel lines to accurately apply the herbicide. Differences in water depth within a treatment area are addressed by either adjusting the speed of the boat or making additional passes in deeper areas. Once the mixture tank is empty, it is refilled at least 3 times and rinsed within the treatment area. In addition, empty herbicide containers are also rinsed at least three times within the treatment area. To ensure accuracy of the treatment area, each treatment site is preloaded onto a boat mounted Lowrance depthfinder/GPS using Google Earth, with treatment maps also downloaded on a cell phone with google earth for backup.

5. A letter from the Office of General Services indicating that the State has no ownership interest in Brant Lake is included with this document.

Thank you for the opportunity to provide this information on behalf of the Brant Lake Foundation.

Sincerely,

Glenn P. Sullivan

President

Ready Scout LLC



908-310-8775



GPS@READY-SCOUT.COM

